

EF 91

Pentode

6 AM 6

8 D 3

PM 07

Z 77

6 F 12

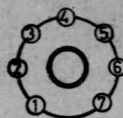
CV 138

CV 1955

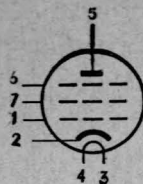
CV 2000

CV 2001

CV 2195



Miniatur B7G



J_A - Bereich



30



250 V

J_A 10 mA


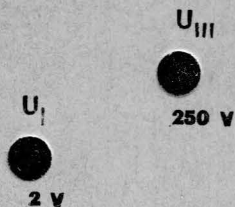


Meßspannungen

Heizung	F	6,3	V
U_I	G_1	2	-V
U_{II}			-V
U_{III}	G_2	250	V
U_{IV}			V
A		250	V

Richtströme

J_A	10	mA
J_{G_2}	2,5	mA
S	7,6	mA/V



Heizung 6,3 Volt

Meßkarte für NEUBERGER Röhrenmeßgeräte